

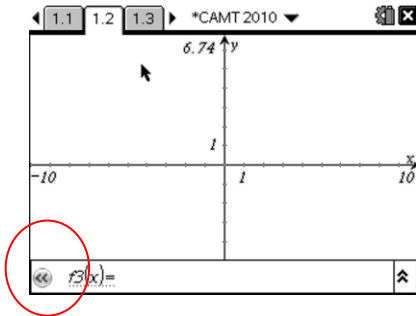
# Nspiring Play Time




## 1 Graphs

1. Press **Home**  → 1 – New Doc
2. Press **2** – Add Graphs
3. Graph the following:




$$f_1(x) = 2x+2$$

$$f_2(x) = x^2-2 \text{ (Press the TAB key to bring up the entry line at the bottom)}$$



4. Press the **Menu**  key. What happens?
5. Scroll around in the menus for a few seconds just to see what is there. How many options are under the **Analyze Graph** menu?
6. How do you get out of the Menus (Hint, how would you do it if you were on a computer?)?
7. What happens if you press **Ctrl-Menu** ( )? How many options are there?


## 2 Calculator

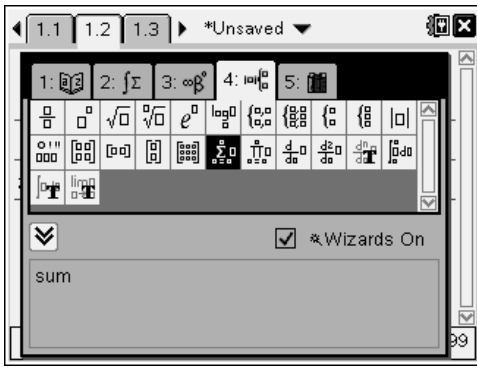
1. Press **Home** 
2. Move mouse to the Calculator icon  and click  on it

Add  $\frac{1}{2} + \frac{1}{4}$

3. Using the alphanumeric keys enter the following:

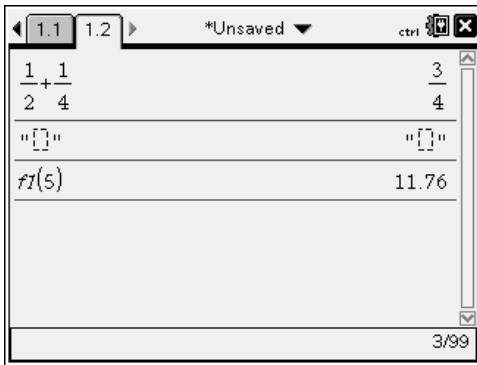
$f_1(5)$  – What do you get?


4. What happens when you press the **Catalog**  key (right below the Delete key)?
5. Using the Touchpad and Number keys, scroll through the tabs for a minute or so to explore what is in the catalog. How do you get out of this?



- Once you are out, press the **Menu**  key. What happens?




### 3 Move between Tabs









- At the top of the screen, you will see tabs.
- Press **Ctrl – Left** () on Touchpad. What happens? How would you get back to the Calculator application?

### 4 Geometry



- Press **Home**  and click on the Geometry icon .
- Press **Menu** .
- Scroll through the menu options.
- How many different “Shapes” can you create?
- Create a rectangle. Press **esc** when you have finished creating the rectangle.
- Can you figure out how to “Measure” the area?
- Where is the scale on the screen?
- How many Geometric items can be “Constructed?”

### 5 Explore

- Press **SCRATCHPAD** button . What happens?
- Press **Ctrl-Right** (). What happens?
- How do you get out of Scratchpad? (There are at least two ways! See if you can find them both!)
- Press **Ctrl Left** () as many times as necessary to get back to the calculator application.
- Press **Ctrl-trig** ( ). What happens?
- Press the **Menu**  key and scroll through the menu options.
- Convert the following decimal to a fraction: 0.34343434343434. What do you get?